



28

10

100032

	2020	369		
				2020
369-1				
			2020	369-2
			2020	369-3
			"	
	2020	010091	"	"
		"	"	
	2020	369		
2020	369-1			
				2020
369-2				
				2020
369-3				

1 ADM Kuok Brothers Sdn Berhad Kerry Group Limited

2

3

Kuok Khoon Hong

4

ADM Kuok Brothers Sdn Berhad Kerry Group Limited

1 ADM

ADM

Wind

ADM

ADM.N

" Archer-Daniels-Midland Company"

1902

2020 4 30

555,496,210

ADM

ADM

5%

	2017		2018		2019	
1.	State Farm Mutual Automobile Insurance Company and related entities	10.12%	State Farm Mutual Automobile Insurance Company and related entities	10.09%	State Farm Mutual Automobile Insurance Company and related entities	9.23%

	2017		2018		2019	
4.	State Street Corporation	5.83%	State Street Corporation	6.18%	State Street Corporation	6.66%

ADM

5%

State Farm

Mutual Automobile Insurance Company and related entities The Vanguard Group

BlackRock, Inc. State Street Corporation 15%

ADM

2 Kuok Brothers Sdn Berhad

Kuok Brothers Sdn Berhad 1949 2 23

2019 12 31 500,000,000

Kuok Brothers Sdn Berhad 5%

25%

Kuok Brothers Sdn Berhad

Kuok Brothers Sdn

Berhad

75%

Kuok Brothers Sdn Berhad

Kuok

Brothers Sdn Berhad

Kuok Brothers Sdn Berhad

Kuok Brothers Sdn Berhad

Kuok Brothers Sdn Berhad

3 Kerry Group Limited

Kerry Group Limited 1992 3 4

2019 12 31 1,515,829,195

Kerry Group Limited 5%

25%

Kerry Group Limited

Kerry Group Limited

75%

Kerry

Group Limited

Kerry Group Limited

Kerry Group Limited

Kerry Group Limited
Limited

Kerry Group

Kuok

Khoon Hong

	2016	1	1	2019	4	24	
	Kuok Khoon Hong			3	Kwah Thiam Hock		
Tay Kah Chye	YEO Teng Yang			2019	4	24	Lim Siong Guan
	YEO Teng Yang						
	2019	12	31	13		7	

1	Kuok Khoon Hong			
2	Pua Seck Guan			
3	Teo La-Mei		2019	2 21 = ^ á%oşçÃ©OK
4	Kuok Khoon Ean			

5	Kuok Khoon Hua				
6	Raymond Guy Young		2018	12	28
7	Lim Siong Guan		2018	1	1
8	Tay Kah Chye				2006 Ezyhealth Asia Pacific Ltd
9	Kwah Thiam Hock				2006 Ezyhealth Asia Pacific Ltd
10	Kishore Mahubani				
11	Weijian Shan		2018	1	1
12	Teo Siong Seng		2019	5	1
13	Soh Gim Teik		2019	12	1

1 Kuok Khoon Chen 2016 1 1 2016 6 30

2 George Yong-Boon Yeo 2016 1 1 2017 12 31

3 Martua Sitorus 2016 1 1 2018 7 15

4 Yeo Teng Yang 2016 1 1 2019 4 24

5 Juan Ricardo Luciano 2016 1 1 2018 12 28

A&G

Kuok Khoon Hong

" /4"

Kuok Khoon Hong

A&G

1

2016 1 1 2019 12 31

		%	
1.	Kuok Khoon Hong	12.13	12.56
2.	ADM	18.98	24.89
3.	KB	18.58	18.65
4.	KGL	10.13	11.07

75

50

A&G

50%

A&G

2

2019 12 31

13

7

1	Kuok Khoon Hong		
2	Pua Seck Guan		
3	Teo La-Mei		2019 2 21
4	Kuok Khoon Ean		
5	Kuok Khoon Hua		
6	Raymond Guy Young		2018 12 28
7	Lim Siong Guan		2018 1 1
8	Tay Kah Chye		
9	Kwah Thiam Hock		
10	Kishore Mahbubani		
11	Weijian Shan		2018 1 1
12	Teo Siong Seng		2019 5 1

13	Soh Gim Teik				2019	12	1
----	--------------	--	--	--	------	----	---

- 1 Kuok Khoon Chen 2016 1 1 2016 6 30
- 2 George Yong-Boon Yeo 2016 1 1 2017 12 31
- 3 Martua Sitorus 2016 1 1 2018 7 15
- 4 Yeo Teng Yang 2016 1 1 2019 4 24
- 5 Juan Ricardo Luciano 2016 1 1 2018 12 28

1

104

149B

2022 1 1

"

"

2022 1

1

2022 1 1

2

3

1

2

3

4

5

710

2018

4

4.1

3

720 5

3

108

	2016	1	1	2019	4	24	
	Kuok Khoon Hong			3			Kwah Thiam Hock
Tay Kah Chye	YEO Teng Yang			2019	4	24	Lim Siong Guan
	YEO Teng Yang						
	2						

110

2

	a	Kuok Khoon Ean		Kuok Khoon Hua
	b	Kuok Khoon Hong		Kuok Khoon Ean
Kuok Khoon Hua		Teo La-Mei		1
		Kuok Khoon Hong		Kuok Khoon Hua
Kuok Khoon Ean		Teo La-Mei		

A&G

1.	"	2020	7.2.5	"	"
----	---	------	-------	---	---

3

1	Kuok Khoon Hong	
2	Pua Seck Guan	
3	Ho Kiam Kong	

Kuok Khoon Hong

157A 1

157A 2

A&G

4

A&G

2

" "

"

"

" 5

"

" " "

30%

"

1

83% 85%

2

88% 91%

	2019		2018		2017	
	16.57%	62.50%	14.37%	68.47%	15.19%	69.02%
	82.69%	7.15%	85.13%	6.11%	84.28%	4.05%
	0.27%	25.48%	0.00%	20.59%	0.00%	22.67%
	0.47%	4.87%	0.50%	4.83%	0.53%	4.26%


	2019		2018		2017	
	100.00%	100.00%	100.00%	100.00%	100.00%	100.00%
	244.38	182.03	249.99	194.99	224.84	210.90

1

1

2017-2018

1



2

2

1

96%

96%

	2019		2018		2017	
	96.76%	0.18%	96.78%	3.93%	97.16%	1.77%
	3.24%	99.82%	3.22%	96.07%	2.84%	98.23%
	100.00%	100.00%	100.00%	100.00%	100.00%	100.00%

2

2019 5

Bathos

"

2019 1 1

1

2

"

2020

Bathos

"

"

"

"

2019 1 1

3

1

Bathos

" 1

2

"

2

" 1

2

"

-

1

96%

96%

	2019		2018		2017	
	96.76%	0.18%	96.78%	3.93%	97.16%	1.77%
	3.24%	99.82%	3.22%	96.07%	2.84%	98.23%
	100.00%	100.00%	100.00%	100.00%	100.00%	100.00%

2

2005

1

-

2019 10

2018

6.1

90%

1996

4.5

1.6

95%

2001

2018

75.4%

6%

3,000

	2019		2018		2017	
	755.2	65.52%	532.7	65.87%	507.9	68.38%
	161.5	14.01%	129.6	16.03%	75.7	10.19%
	122.9	10.66%	70.3	8.69%	74.5	10.03%
	82.6	7.17%	54.9	6.79%	65.3	8.79%
	30.5	2.65%	21.2	2.62%	19.4	2.61%
	1,152.7	100%	808.7	100%	742.8	100%

65%

2016

	2018/19	2017/18	2016/17	2015/16
	59.88	59.49	54.92	53.48
	89.50	99.28	98.42	87.93
	122.88	127.55	122.62	116.50

10

9

	2019		2018		2017	
	8,851.1	94.86%	8,803.1	93.17%	9,552.6	93.62%
	273.7	2.93%	475.6	5.03%	471.5	4.62%
	206.0	2.21%	170.2	1.80%	179.9	1.76%
	9,330.8	100%	9,448.9	100%	10,204.0	100%

67%

70%

3

-

2017 2018

4

—

2019

14

2019-2028

2028

4,200


1.57

1.43

-

Oilseeds- World markets and trade

2015 2019



2019 1 1

2019

/ 3,306.03 87.85

1,169.79

2,048.39

2019

2019 1 1

2019 1 1

1

	2019	2018	2017
1			ADM
2		ADM	
3			
4	ADM		Columbia Grain Trading Inc
5	Olam International Limited		

	2019	2018	2017
1	Tsh-Wilmar Sdn Bhd	Malpom Industries Bhd	
2	Lahad Datu Edible Oils Sdn Bhd	Tsh-Wilmar Sdn Bhd	Malpom Industries Bhd
3	Raizen and Wilmar Sugar Pte. Ltd.	Lahad Datu Edible Oils Sdn Bhd	Pasternak Baum & Co Inc.
4	Czarnikow Group Limited		Central Palm Oil Mill Sdn Bhd
5		Czarnikow Group Limited	Tsh-Wilmar Sdn Bhd

2

5

	2019	2018	2017
1			
2			

	2019	2018	2017
3			
4			
5			

5

	2019	2018	2017
1	Adani Wilmar Limited	Pertamina(Persero)	Adani Wilmar Limited
2	Ed&f man Sugar Limited	Adani Wilmar Limited	Olenex Sarl
3	Consumar S.A.	Olenex Sarl	Pertamina(Persero)
4	ADM	Queensland Sugar Limited	ADM
5	Arma Group	ADM	Olenex Edible Oils B.V.

3

1

2

3

4

5

6

7

	2019.12.31 /2019	2018.12.31 /2018	2017.12.31 /2017
	17,068,497	16,942,063	13,645,494
	6,847,485	6,273,808	5,707,256
	17,074,342	16,707,352	15,076,628
	556,364	551,694	528,366

"

" "

" "

"

					2002	
4		/	0.88 %	/	2008 2009 -2009 2010 -2010 2010 -2013 2013 -2014 2014 -2015 2015 -2016 2016	CHIN KAH YEN
5		/	0.88 %	0.93 %	2000 2000 -2002 2002 -2003 () 2004 -2011 () 2011 -2014 2014 Wilmar Myanmar Limited	
6		/	0.44 %	/	1994 1994 -1999 1999 -2000 2000 -2002 2003 -2005 2005 -2007 2007	
7		/	0.22 %	/	1995 1995 -2001 2001 -2010 2010 -2019 2019	
8		/	0.22 %	/	2005 Singapore Nanyang Technological University 2005 -2006 Government of Singapore Investment Corporation Pte Ltd 2006 -2007 Nanyang Business School 2007 -2008 The Royal Bank of	

					Scotland plc	
					2008 -2009 HSBC Markets (Asia) Ltd	
					2009 -2014	
					2014 Wilmar International Limited	
9		/	/	1.87 %	1999	
					1999 -2005	
					2005 -2007	
					2007 -2017	
					2017 Wilmar International Limited	
10		/	/	0.93 %	1992	
					1992 -2001	
					2001 -2003	
					2003 -2004	
					2004 -2005	
					2005 -2018	
					2018	

/

/

2019 12 31

1	Kuok Khoon Hong	
2	Pua Seck Guan	
3		
4		
5	Loke Mun Yee	
6	Tong Shao Ming	
7	Chua Phuay Hee	
8		
9		
10		
11		
12		
13		
14		
15	Loke Mun Yee	
16	Ang Bee Ling	

2019	1	
	2	
	3	
	4	
	5	
2018	1	
	2	
	3	
	4	
	5	
2017	1	
	2	
	3	
	4	
	5	
2019	1	
	2	
	3	
	4	ADM
	5	OLAM INTERNATIONAL LIMITED
2018	1	
	2	ADM
	3	
	4	
	5	
2017	1	ADM
	2	
	3	
	4	Columbia Grain Trading Inc
	5	

"	"	"	"	"	"
2019	3			10	

10

"	"	"	"	"	5%
5%			"	"	

2019 3

10

4 1 " "
2 " "
3 ; 4

" "

" "

" 2007 6 Kuok Oils & Grains Pte.Ltd.
100%

2017

Pricewater house Coopers Singapore

2007 6 30

795,651

795,651

8

--

1

5

2025

3%

2

2017

	"	"	"	"
	"	"	6	"
	"			
		"		
	"	6		
				2019
Top100Megabrands				21
	A			
			2016	Kerr
Investment Holding Corp.100%				

"

"

"

"

"

"

"

2017	2018	2019	
1,131,008	1,169,247	1,260,267	
70.35%	68.05%	63.13%	587,525
588,621	596,862		2017
2018	2019		
12.60%	10.37%	10.88%	

" "

1

1		2009	
2		2009	
3		2012	
4		2014	

2

1.			1 150,000 2	1 4.5 2
2.			1 1079014 1097177 2 1,000,000 3 4	1 25 2
3.			1 3317277 3317275 2 3 60 4	1 6 9,800 3,800 2 2019 10 9 3 2020 6 2 8
4.			1 3335749 1079014 1097177 2 3 4 1,000,000 5	1 20 13,800 11,040 2,760 2 2020 6 9
5.			1 4L ZL201030143765.3 2 60	1 5 9,800 8,000 1,800 2

			3	2020.7.1
6.			1 2 3 4 30	1 7 0.4 5,800 1,000 4,500 300 2 2020.6.28
7.			1 2 3 4 60	1079014 877775 1 2019 12 24 2 3 2
8.			1 2 3 4 30	6069018 () 2019 12 10 2020 6 12
9.			1 2 3 4	6069018 () 30 2020 4 16 8 4,254 1,546
10.			1	3317275 2020 4 16

			2) 3 30 4	(1,160	6 4,640
11.			1 2 (3) 4 60 5	1379179 873025 3) 4	1 2 2020 4 22 3
12.			1 2 (3) 4 30 5	1379179 873025 3) 4	2020 5 15
13.			1 2 50 4	877775 15 3	2020 5 15 10
14.			1 2) 3 4	6069018 (30	2020 8 5

15.			1 2 () 3 30 4	1379178 873025	2020 4 7
16.			1 2 () 4 30 5	1379179 873025	2020 7 8
17.			1 2 () 3 30 4	6069018	2020 7 21
18.			1 2 3 30 4	6255418	1 2010 2 19 6 4,640 1,160 2 2020 7 14
19.			1 3 2	3863827	2020 7 20

				30 4	
20.			1 6069018 2) 3 4	(30	2020 6 28
21.			1 6069018 2) 3 4	(30	2020 6 28
22.			1 6069018 2) 3 4	(30	2020 7 8
23.			1 6069018 2) 3 4	(30	2020 6 28
24.			1 6069018 2) 3	(100	2020 6 28

			4	
25.			1 6069018 2 () 3 4 30	2020 7 8
26.			1 1379179 873025 2 3 () 4 30 5	2020 7 8
27.			1 1043095 2 3 50 4	2019 11 27 2020 5 14
28.			1	1 10

			2 3 300 4	4 2 6

3

" "

7

"

"

" "


" "

"

"

" "

" "



太平洋保险大厦 10 层, 100032

2020 年 7 月 23 日