

1
Limited

()

GIC Private

2

3

4

1

5

6

2020 9 22 T-3

1

1			40,000.00
2			40,000.00
3			77,500.00
4			40,000.00
5	GIC Private Limited		47,500.00
6			20,000.00
7			10,000.00
8			5,000.00
9			15,000.00
10			12,500.00
11			10,000.00
12			5,000.00
13			2,500.00
14			7,500.00
15			2,500.00
16			20,000.00
17			15,000.00

18			2,500.00
19			7,500.00
20	1		40,000.00
			420,000.00

=

/]

2.00%

2 20

21

16,264.7746

35

30%

2020 9 18 T-5

2020 9 22 T-3

2020 9 22

T-3

T-2

T-1

T-1

T+2

=

/

1

12

5

1.

1

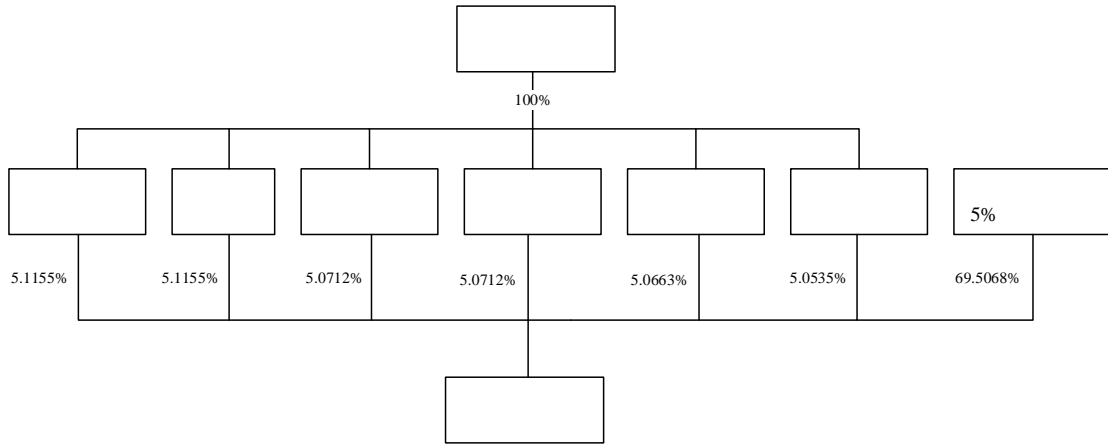
	91110000MA0092LM5C
	1 10 1007
	3,095,593.0854
	2016-10-24
	2016-10-24 2031-10-23

2018 9 17

SEK444

P1008661

2



5%

3

[2015]34

2016 10 17

309.559

SECRET

5

6

12

2.

1

	91110102MA008DDL0X
	7 F702
	13,100,000
	2016-09-22
	2016-09-22 2026-09-21
	2 3 4 5

4

5

6

12

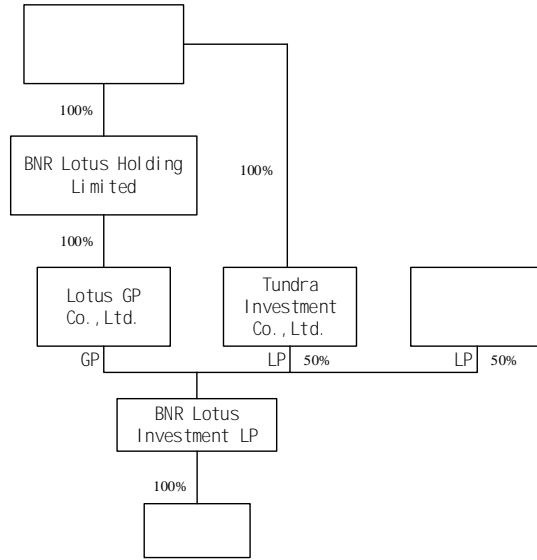
3.

1

	91310000MA1FL7CN04
	() 88 57 5702
	350,000
	2020-08-06
	2020-08-06 2050-08-05
	1

	2	3
--	---	---

2



BNR Lotus Investment LP

Lotus

3

2014 12 29

400

1000

3,601.79

4

5

6

12

4.

1

	911100007178318211
	2 5
	3,000
	2011-12-26

3

4

5

6

12

5. GIC Private Limited

1

GIC

QFII

GIC

	GIC Private Limited
	168 Robinson Road, #37-01 Capital Tower, Singapore 068912

GIC

QF2005ASO030 GIC

2

GIC 1981

3

GIC 1981

GIC

GIC

15

GIC

40

GIC

GIC

QFII

GIC

4

GIC

GIC

5

GIC

GIC

GIC

GIC

6

GIC

12

6.

1

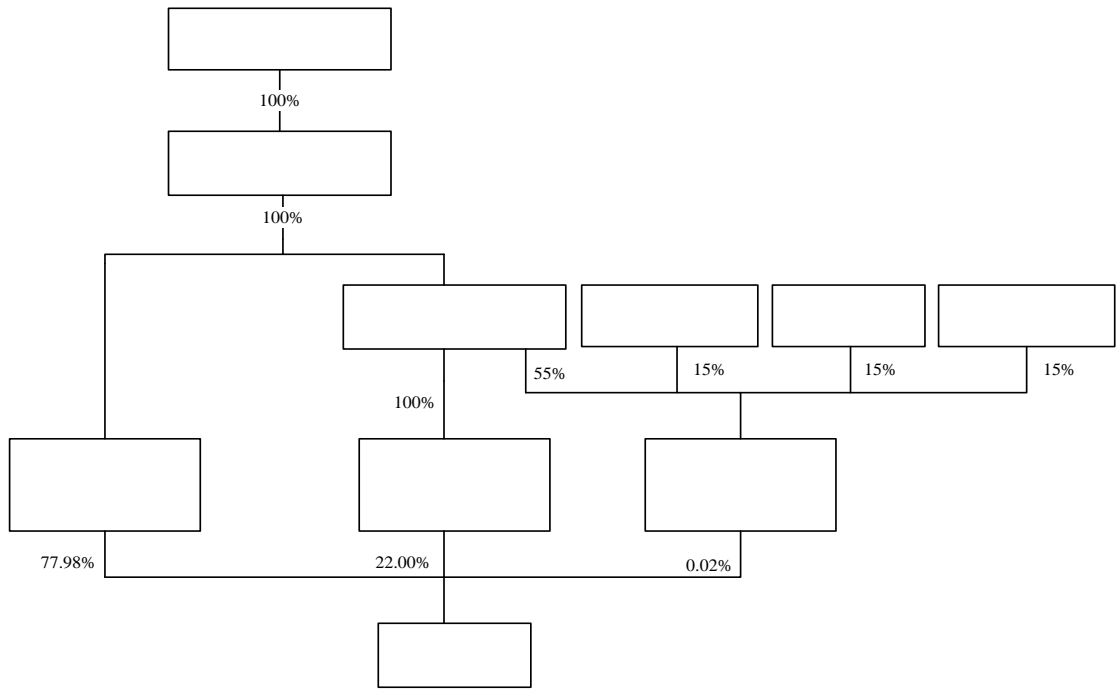
	91440300MA5FMJKX9H
	6001 4203
	500,100
	2019-05-30
	2019-05-30 2029-12-31
	()

2019 9 17

SGV763

P1062291

2



99.98%

3

5,500

+ + + +
+ +

50

+

4

5

6

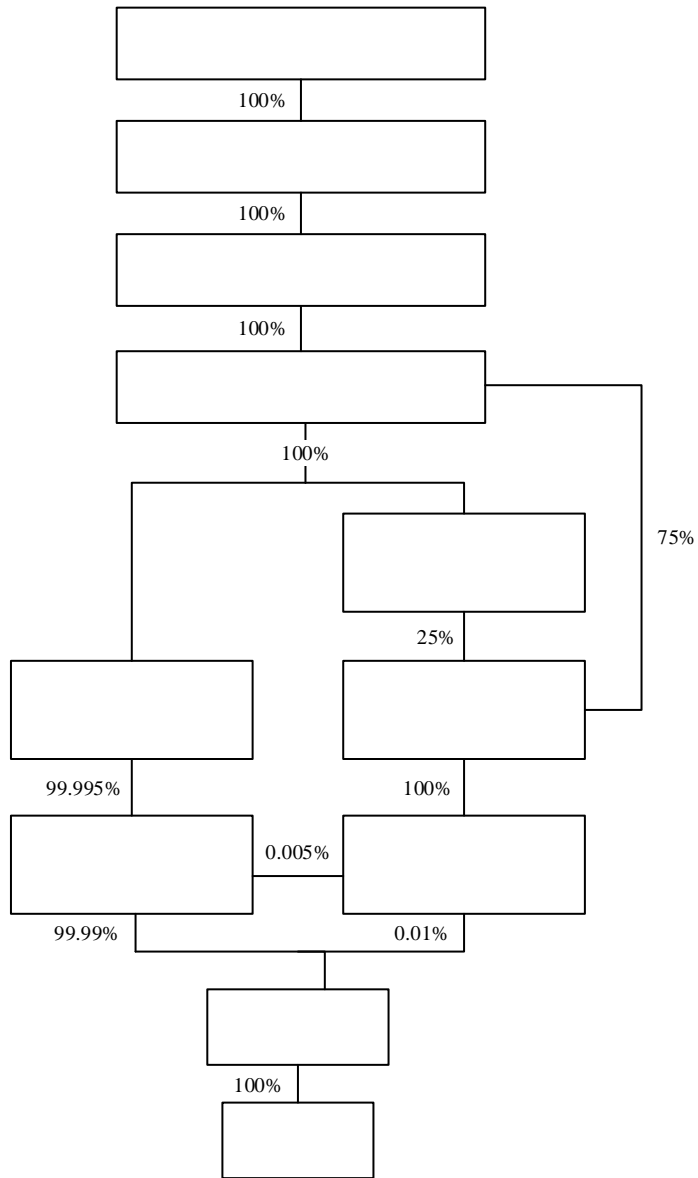
12

7.

1

	91110117318309702L
	6 305-545
	136,000
	2014-12-17
	2014-12-17 2034-12-16

2



601939.SH 939.HK

100%

3

2019

2,176.86

" "

VC PRE-IPO PIPE

A

4

5

6

12

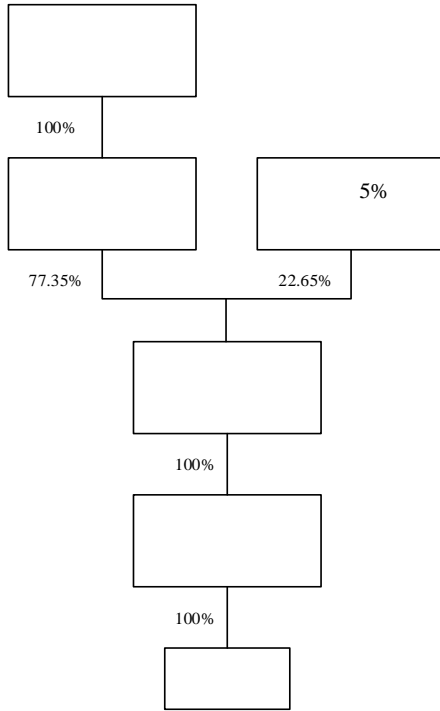
22

8.

1

	911100007109263695
	9
	1,372,518.049626
	2000-04-29
	2 3 4 5

2



000617

100%

77.35%

3

2000 4 29

" "

24

“ ” ,

4

5

6

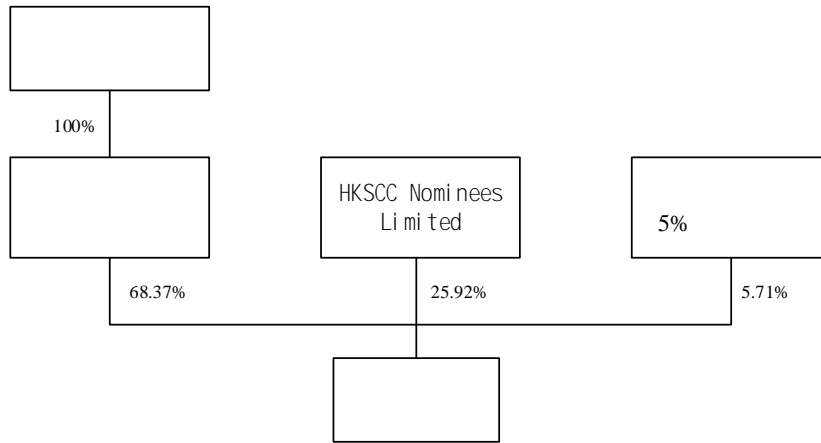
12

9.

1

	9110000071092841XX
	16
	2,826,470.5
	2003-06-30

2



A+H

601628 HK02628

3

4

5

6

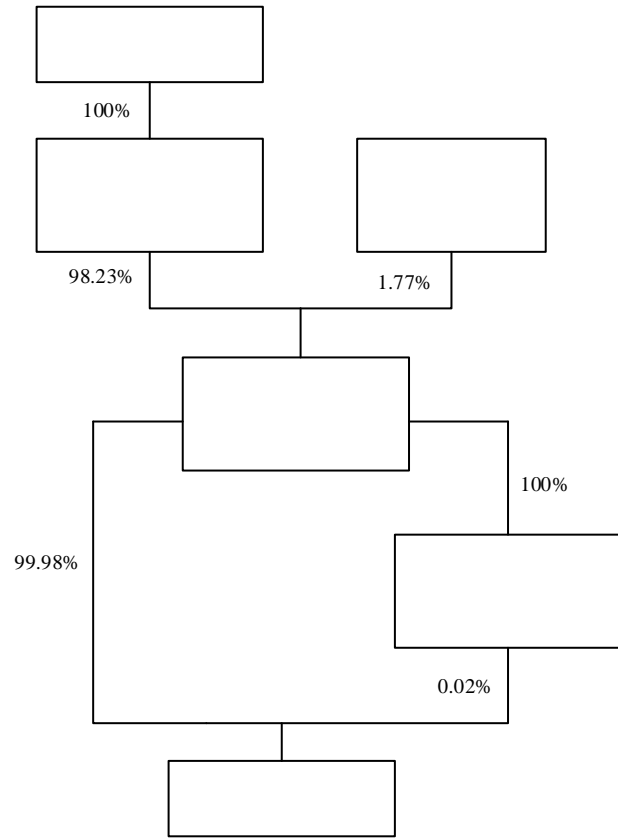
2020

12

10.

1

	91110000556828452N
	6 10 1002
	3,079,000
	2010-06-23



99.98%

98.23%

100%

3

2019

6 25

203.6

4

5

6

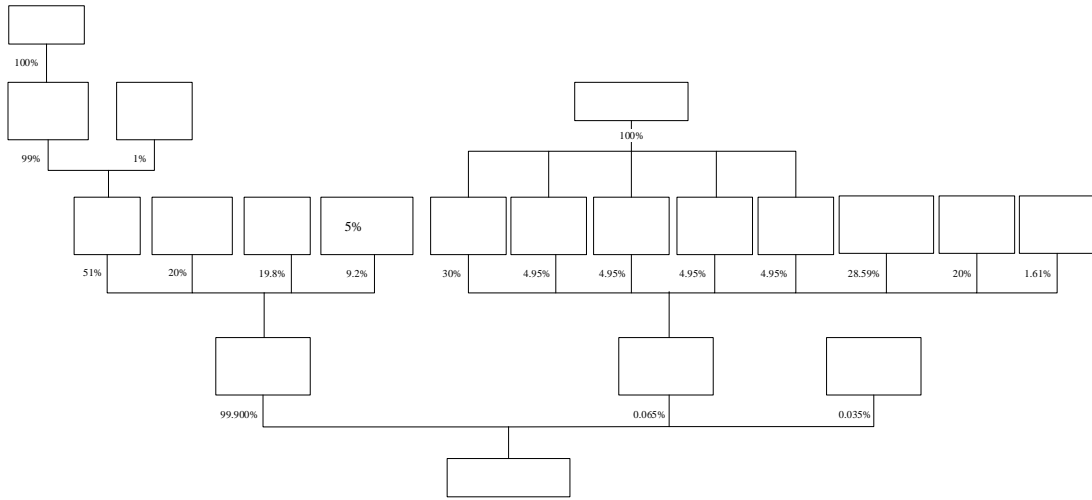
12

11.

1

	91310000MA1FL76A68
	56 11 202
	1,000,000
	2020-04-02
	2020-04-02 2035-04-01

2



“ ”

49.8%

3

100

“ ”

2018

"

428

"

2019

2019 5

2020

"

"

A.

B.

B

C.

“ ”

“ ” “ ”

4

5

6

12

12.

1

	91330000142911088B
	8
	50,000
	1978-01-01

2



"

95%

"

3

1978

2005 1

[2004]46

76

2019

5%

2019

40.98

4



5

6

12

36

13.



600606

100%

46.37%

3

2011 4

500

80 G-Super

100

1000

24

65

4

5

6

12

14.

1

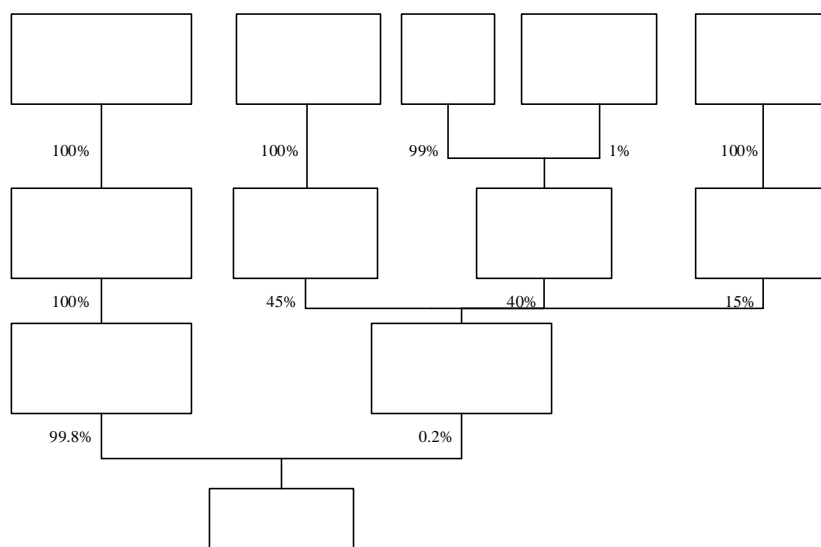
	914501033101471631
	143 6 2215
	500,000
	2014-06-23
	2014-06-23 2024-06-23

2015 8 17

SD6851

P1017490

2



5

6

12

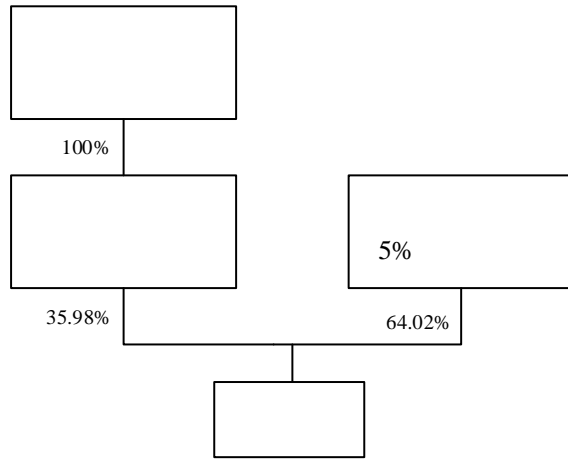
15.

1

	913502001550054395
	4688 2801
	185,007.3225
	1996-12-24
	1996-12-24 2046-12-23



2



A

600755

35.98%

3

500

2019

2,180.47

23.09

2000

500

5A

49%

“ ” “

“

MerrySeason

· 2010

4

5


6

12

16.

1

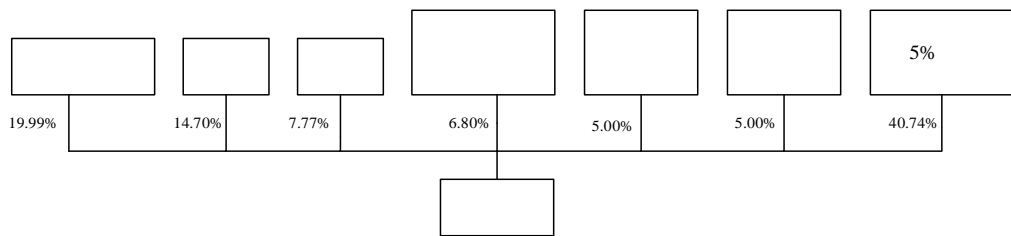
	()
	91350000727900106T
	436
	957,046.2108
	2001-04-13



, (;) ;

	<p>(; ();</p> <p>(; ,) ;</p> <p>;</p> <p>;</p> <p>;</p> <p>;</p> <p>;</p> <p>;</p> <p>(; ,)</p>
--	---

2



A

601933

3

927 248 2020 Mini 28

" 2019

4

5

2020

6

12

17.

1

	91110111MA01AQQN7N
	1 D 334

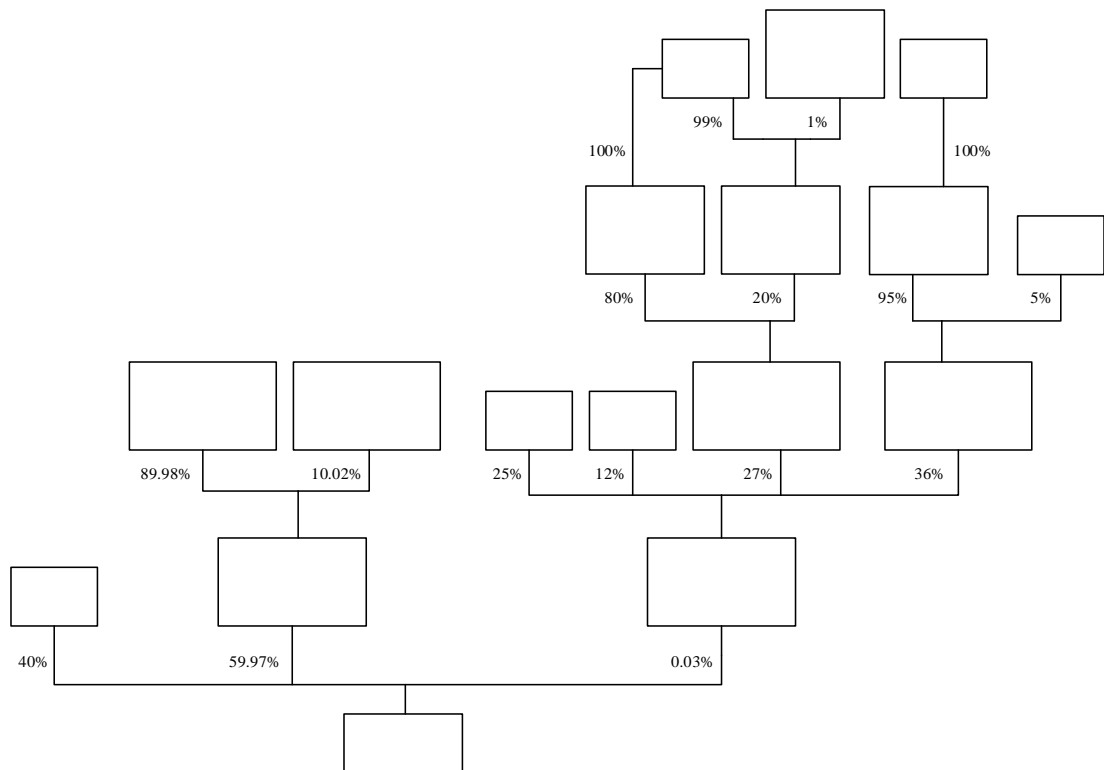
	15,000
	2018-03-14
	2018-03-14 2048-03-13
	<div style="display: flex; justify-content: space-around; align-items: center;"> <div style="text-align: center;">3</div> <div style="text-align: center;">2 5</div> <div style="text-align: center;">4</div> </div>

2018 5 23

SCY289

P1060923

2



61%

3

100%

80%

97.015%

600785

600729

1994 12

1800

+

Mall

&

4

5

6

12

18.

1

	913702820530569059
	168
	200,000
	2012-09-07

3

2012

2019

329

116.76

1

3-4

4

5

6

12

19.

1

	91310000710924515X
	1196 27-30
	52,000
	1999-04-13

4

5

" "

2020 8 31

2,925,882,619.03

6

12

20.

1

1

1

1

www.amac.org.cn

1

	1
	SLQ141
	2020 8 5
	2020 7 27
	2030 7 27

--	--

200

1

2

1

3

1

1

4

1

1

5

1

12

21.

" "

1

	91110111MA0193JPOG
	1 C 109
	370,000
	2017 11 27
	2017 11 27
	" 1 2 3 4 5 "

2

1		100.00%
		100.00%

35.11%

3

4

5

24

1

35

30%

1

10

20%

1

1

34				125	0.31%
35				225	0.56%
36				225	0.56%
37				300	0.75%
38				150	0.38%
39				175	0.44%
40				150	0.38%
41				300	0.75%
42				375	0.94%
43				100	0.25%
44				150	0.38%
45				100	0.25%
46				275	0.69%
47				300	0.75%
48				100	0.25%
49		/		350	0.88%
50				250	0.63%
51				250	0.63%
52				150	0.38%
53				375	0.94%
54				175	0.44%
55				100	0.25%
56				150	0.38%

57


75				100	0.25%
76				300	0.75%
77				150	0.38%
78				125	0.31%
79				175	0.44%
80				150	0.38%
81				125	0.31%
82				175	0.44%
83				100	0.25%
84				150	0.38%
85				325	0.81%
86				100	0.25%
87				525	1.31%
88				100	0.25%
89				525	1.31%
90				100	0.25%
91				150	0.38%
92				225	0.56%
93				150	0.38%
94				100	0.25%
95				175	0.44%
96				100	0.25%
97				200	0.50%
98		/		525	1.31%
99				175	0.44%
100				150	0.38%
101		IT		175	0.44%
102				100	0.25%
103				575	1.44%
104				100	0.25%
105				275	0.69%
106				300	0.75%
107				100	0.25%
108				100	0.25%
109				275	0.69%
110				150	0.38%
111				125	0.31%
112				200	0.50%
113				100	0.25%

114				100	0.25%
115				125	0.31%
116		/		400	1.00%
117				225	0.56%
118				225	0.56%
119				275	0.69%
120				100	0.25%
121				100	0.25%
122				100	0.25%
123				100	0.25%
124	1			450	1.13%
125				100	0.25%
126		/		425	1.06%
127				150	0.38%
128				475	1.19%
129	1	C 16.55 641.13 62.175584 10 g[(12			

152				100	0.25%
153				100	0.25%
154				100	0.25%
155				100	0.25%
156				175	0.44%
157				350	0.88%

189				125	0.31%
190				200	0.50%
191				125	0.31%
192				150	0.38%
193				100	0.25%
194				125	0.31%
195				175	0.44%
196				100	0.25%
197				100	0.25%
198				225	0.56%
199				125	0.31%
200				225	0.56%

《北雁南飞》为《中国（沈阳）国际航空产业博览会暨世界航空产业博览会》



(此页无正文,为《中国国际金融股份有限公司 2017 年年度报告》封面)

中国国际金融股份有限公司
CHINA INTERNATIONAL CAPITAL GROUP CO., LTD.

